





PROGETTO DI ACCESSO PER DISABILI


ambulatori Via Monte S.Michele

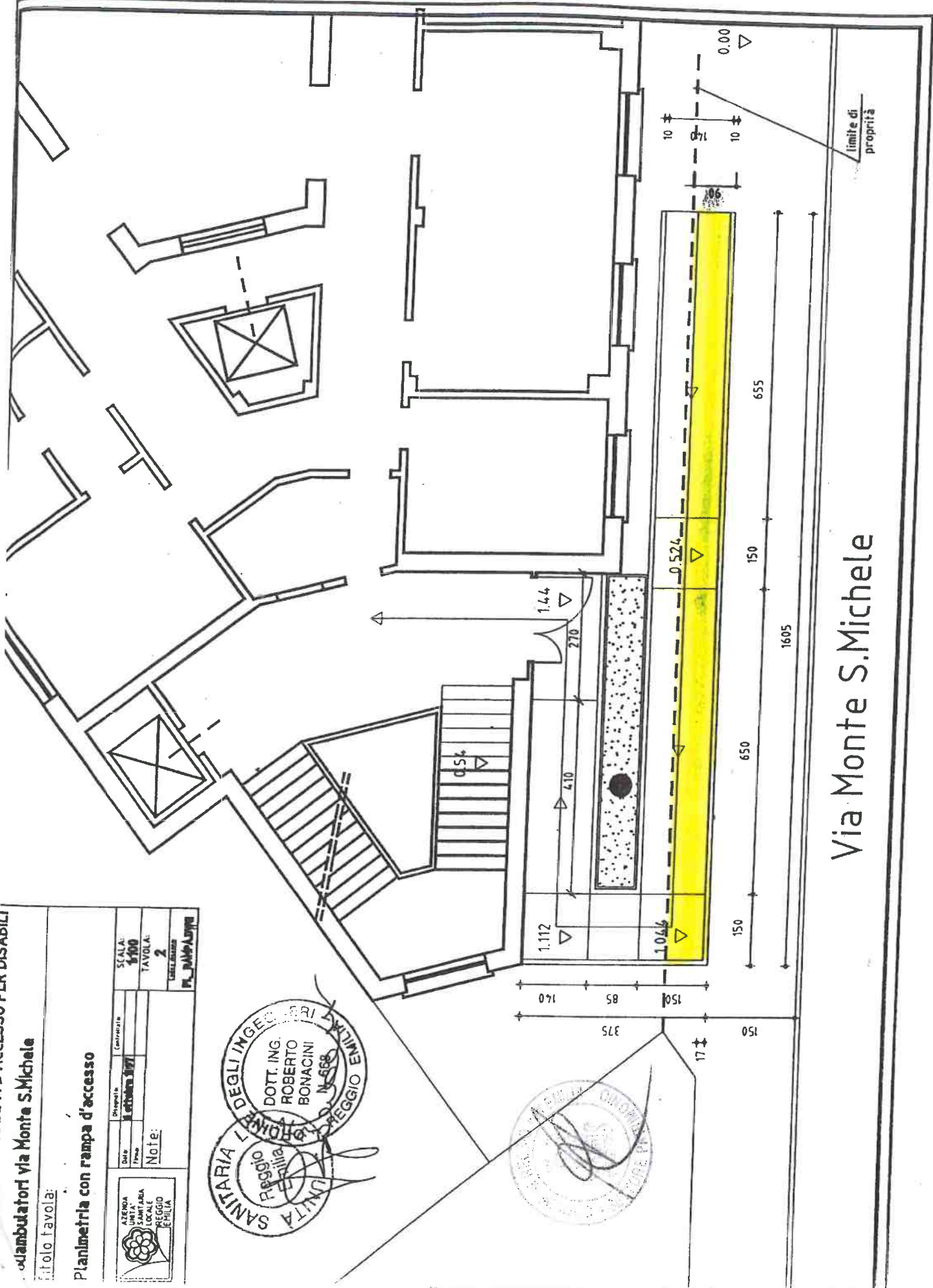
titolo tavola:

Planimetria con rampa d'accesso

 AZIENDA UNITA SANITARIA LOCALE REGGIO EMILIA	Disegnata 1 settembre 1977	Contratto 1/77
	Date 1 settembre 1977	SCALA: 1/100
Note: 2	TAVOLA: 2	Uscite PL. ambulatori


  
 DOTT. ING.  
 ROBERTO  
 BONACINI  
 N. 688  
 REGGIO EMILIA





Via Monte S.Michele