








3. Insight into project's finances

3.1 Project expenditure summary








3.1.1. Project expenditure by budget lines

Budget line	Total budget	Previously reported	Current report	Total reported so far	%	Remaining budget
<i>Preparation</i>	15,000.00 €	15,000.00 €	0.00 €	15,000.00 €	100.00 %	0.00 €
<i>Staff costs</i>	742,875.00 €	224,880.08 €	118,851.01 €	343,731.09 €	46.27 %	399,143.91 €
<i>Office and administration</i>	111,428.00 €	33,732.02 €	17,827.65 €	51,559.67 €	46.27 %	59,868.33 €
<i>Travel and accommodation</i>	106,300.00 €	15,426.58 €	87.83 €	15,514.41 €	14.59 %	90,785.59 €
<i>External expertise and services</i>	262,040.00 €	27,150.37 €	11,097.64 €	38,248.01 €	14.60 %	223,791.99 €
<i>Equipment</i>	0.00 €	0.00 €	0.00 €	0.00 €	0.00 %	0.00 €
<i>(Net Revenue)</i>	0.00 €	0.00 €	0.00 €	0.00 €	0.00 %	0.00 €
<i>Total</i>	1,322,643.00 €	316,189.05 €	147,864.13 €	464,053.18 €	35.09 %	858,589.82 €
<i>Original budget for this semester in the application form</i>			200,278.00 €	595,746.00 €		
<i>Over- or underspending</i>			-52,413.87 €	-131,692.82 €		
<i>Over- or underspending in %</i>			-26.17 %	-22.11 %		








3.1.2 Reported expenditure by partner

	Partner name	Partner state	Total budget	Previously reported	Current report	Total reported so far	%	Remaining budget
1-LP	MUNICIPALITY OF REGGIO EMILIA (26/03/2019 to 31/07/2023)	 IT	362,362.00 €	73,714.09 €	30,722.91 €	104,437.00 €	28.82 %	257,925.00 €
2-PP	Research Centre on Animal Production (26/03/2019 to 31/07/2023)	 IT	131,772.00 €	36,651.62 €	21,307.23 €	57,958.85 €	43.98 %	73,813.15 €
3-PP	CITY OF GHENT (26/03/2019 to 31/07/2023)	 BE	179,300.00 €	38,127.34 €	24,907.71 €	63,035.05 €	35.16 %	116,264.95 €
4-PP	EDC Debrecen Urban and Economic Development Center (26/03/2019 to 31/07/2023)	 HU	155,131.00 €	40,885.84 €	14,946.43 €	55,832.27 €	35.99 %	99,298.73 €
5-PP	MUNICIPALITY ARISTOTELI CHALKIDIKIS (26/03/2019 to 31/07/2023)	 EL	142,475.00 €	0.00 €	0.00 €	0.00 €	0.00 %	142,475.00 €
6-PP	Research institute for agriculture, fisheries and food (26/03/2019 to 31/07/2023)	 BE	161,366.00 €	72,466.89 €	28,216.85 €	100,683.74 €	62.39 %	60,682.26 €
7-PP	Municipality of Varberg (26/03/2019 to 31/07/2023)	 SE	190,237.00 €	54,343.27 €	27,763.00 €	82,106.27 €	43.16 %	108,130.73 €
Total			1,322,643.00 €	316,189.05 €	147,864.13 €	464,053.18 €	35.09 %	858,589.82 €

3.1.3 Reported expenditure by partner and funding rate

	Partner name	Partner state	Funding rate	ERDF/NO funding	Partner contribution	Other	Total
1-LP	MUNICIPALITY OF REGGIO EMILIA	 IT	85.00 %	26,114.47 €	4,608.44 €	0.00 €	30,722.91 €
2-PP	Research Centre on Animal Production	 IT	85.00 %	18,111.14 €	3,196.09 €	0.00 €	21,307.23 €
3-PP	CITY OF GHENT	 BE	85.00 %	21,171.55 €	3,736.16 €	0.00 €	24,907.71 €
4-PP	EDC Debrecen Urban and Economic Development Center	 HU	85.00 %	12,704.46 €	2,241.97 €	0.00 €	14,946.43 €
5-PP	MUNICIPALITY ARISTOTELI CHALKIDIKIS	 EL	85.00 %	0.00 €	0.00 €	0.00 €	0.00 €
6-PP	Research institute for agriculture, fisheries and food	 BE	85.00 %	23,984.32 €	4,232.53 €	0.00 €	28,216.85 €
7-PP	Municipality of Varberg	 SE	85.00 %	23,598.55 €	4,164.45 €	0.00 €	27,763.00 €
Total				125,684.49 €	22,179.64 €	0.00 €	147,864.13 €

3.1.4 Budget breakdown per source of funding and partner








	Partner name	Partner state	Funding rate	Programme funds (ERDF or NO)	Partner contribution from public sources	Partner contribution from private sources	Total partner contribution
1-LP	MUNICIPALITY OF REGGIO EMILIA	 IT	85.00 %	26,114.47 €	4,608.44 €	0.00 €	4,608.44 €
2-PP	Research Centre on Animal Production	 IT	85.00 %	18,111.14 €	3,196.09 €	0.00 €	3,196.09 €
3-PP	CITY OF GHENT	 BE	85.00 %	21,171.55 €	3,736.16 €	0.00 €	3,736.16 €
4-PP	EDC Debrecen Urban and Economic Development Center	 HU	85.00 %	12,704.46 €	2,241.97 €	0.00 €	2,241.97 €
5-PP	MUNICIPALITY ARISTOTELI CHALKIDIKIS	 EL	85.00 %	0.00 €	0.00 €	0.00 €	0.00 €
6-PP	Research institute for agriculture, fisheries and food	 BE	85.00 %	23,984.32 €	4,232.53 €	0.00 €	4,232.53 €
7-PP	Municipality of Varberg	 SE	85.00 %	23,598.55 €	4,164.45 €	0.00 €	4,164.45 €
Total				125,684.49 €	22,179.64 €	0.00 €	22,179.64 €

3.1.5 ERDF-/Norwegian funding

	Rate	Maximum funding	Previous reports	Current report	Accumulated	%	Remaining
<i>ERDF</i>	<i>85.00 %</i>	<i>1,124,246.55 €</i>	<i>268,760.65 €</i>	<i>125,684.49 €</i>	<i>394,445.14 €</i>	<i>35.09 %</i>	<i>729,801.41 €</i>
<i>ERDF</i>	<i>75.00 %</i>	<i>0.00 €</i>	<i>0.00 €</i>	<i>0.00 €</i>	<i>0.00 €</i>	<i>0.00 %</i>	<i>0.00 €</i>
<i>ERDF</i>	<i>85.00 %</i>	<i>1,124,246.55 €</i>	<i>268,760.65 €</i>	<i>125,684.49 €</i>	<i>394,445.14 €</i>	<i>35.09 %</i>	<i>729,801.41 €</i>
<i>Norway</i>	<i>50.00 %</i>	<i>0.00 €</i>	<i>0.00 €</i>	<i>0.00 €</i>	<i>0.00 €</i>	<i>0.00 %</i>	<i>0.00 €</i>
Total		1,124,246.55 €	268,760.65 €	125,684.49 €	394,445.14 €	35.09 %	729,801.41 €

3.2. Project Expenditure

3.2.1 Budget breakdown per partner per budget line

	Partner name	Partner state	Staff costs	Office and administration	Travel and accommodation	External expertise and services	Equipment	Revenues	Total partner expenditure
1-LP	MUNICIPALITY OF REGGIO EMILIA	 IT	25,200.71 €	3,780.11 €	0.00 €	1,742.09 €	0.00 €	0.00 €	30,722.91 €
2-PP	Research Centre on Animal Production	 IT	15,270.06 €	2,290.51 €	0.00 €	3,746.66 €	0.00 €	0.00 €	21,307.23 €
3-PP	CITY OF GHENT	 BE	20,533.05 €	3,079.96 €	0.00 €	1,294.70 €	0.00 €	0.00 €	24,907.71 €
4-PP	EDC Debrecen Urban and Economic Development Center	 HU	12,275.40 €	1,841.31 €	87.83 €	741.89 €	0.00 €	0.00 €	14,946.43 €
5-PP	MUNICIPALITY ARISTOTELI CHALKIDIKIS	 EL	0.00 €	0.00 €	0.00 €	0.00 €	0.00 €	0.00 €	0.00 €
6-PP	Research institute for agriculture, fisheries and food	 BE	23,320.03 €	3,498.00 €	0.00 €	1,398.82 €	0.00 €	0.00 €	28,216.85 €
7-PP	Municipality of Varberg	 SE	22,251.76 €	3,337.76 €	0.00 €	2,173.48 €	0.00 €	0.00 €	27,763.00 €
Total			118,851.01 €	17,827.65 €	87.83 €	11,097.64 €	0.00 €	0.00 €	147,864.13 €
<i>Original budget in the application form</i>			742,875.00 €	111,428.00 €	106,300.00 €	262,040.00 €	0.00 €	0.00 €	1,322,643.00 €

Changes from the original plans

If a partner does not report any expenditure, please state the reasons and indicate the measures that were taken to avoid this in the future.

PP5 situation was largely discussed with JS officials by email and through official online meetings. It was agreed that a formal letter will be sent to the LP by PP5 to describe possible solutions that will be implemented in the next semesters. The LP will therefore send the letter to the JS.

3.2.2 External expertise and services

	Partner	Item number as planned in the application form	Type of cost	Description in the application	Planned amount	Supplier(s)	Description	Total amount in EUR	Reported so far
1	7-PP: Municipality of Varberg	32	External support for the exchange of experience process, in particular the development of the regional action plan	External expert for designing and development Local Action plan (including 1 external workshops, meetings with local stakeholder groups, thematic expertise, exchange of experience, LAP drafting and development, t) - 27 man days	13,000.00 €	Potential12	Documentation and planning of process for GP and local stakeholders. Draft of Policy Instrument strategy and actionplan feasibility. Stakeholder discussions and preparation and planning for the Ghent Study Visit.	1,937.06 €	11,907.16 €
2	7-PP: Municipality of Varberg	31	Meeting costs: stakeholder group	Cost for organising 6 meetings	1,000.00 €	Ästad Gård	The four of us in Varberg working in the project were meeting physically but our stakeholders participated digitally. Cost is for conference facility with digital equipment for online meetings, lunch and coffee the 1st of December.	236.42 €	236.42 €
3	6-PP: Research institute for agriculture, fisheries and food	28	FLC costs	Costs for the partner's external first level controller	4,640.00 €	Deloitte	Invoices Deloitte for First Line Control	1,348.99 €	2,697.98 €
4	6-PP: Research institute for agriculture, fisheries and food	N/A	Other (unplanned)	N/A	0.00 €	Reclameland, Reclameland	Purchase of 3 canvas posters displaying the location of the good practices in Ghent (aerial photo) and an overview of the levels of government in Belgium	49.83 €	49.83 €

		<p><u>Planned amount exceeded or unplanned expenditure reported. Please provide justification:</u> Canvas posters were supposed to be used during the guiding in and around Ghent during the project study visit. Those posters gave a good view on the location of the 'good practices' in Ghent (aerial photo) and an overview of the levels of government in Belgium. The posters are printed on waterproof material (canvas). As the study visit couldn't take place on field, PP6, in accordance with LP, has proposed to disseminate the above materials among partners during the final dissemination event, which will be held in Ghent in May 2022, and possibly during the transfer workshop in Ghent.</p>							
5	4-PP: EDC Debrecen Urban and Economic Development Center	20	Publication and dissemination costs	Costs of external support for communication activities: Planning and start-up (Development of Communication plan and knowledge sharing strategy), Communication materials/tools (posters, brochures, 2 project videoscribing, and stakeholder video interview shooting) - 66 man days	20,000.00 €	H2O Online Kft.	Costs of producing, editing 3 videointerviews with stakeholders in relation with the SV of Ghent.	724.32 €	9,992.42 €
7	3-PP: CITY OF GHENT	11	FLC costs	Costs for the partner's external first level controller	4,640.00 €	RSM InterAudit CV	controle claim1 & claim2	1,294.70 €	1,294.70 €
8	1-LP: MUNICIPALITY OF REGGIO EMILIA	5	Meeting costs: stakeholder group	Cost for organising 6 meetings	1,000.00 €	QUARANTACI NQUE CONS. COOP.SOC. SOCIETA' COOPERATIV A SOCIALE , STUDIO TRE SPA	CATERING AND ROOM RENTED FOR THE LSG MEETING ON THE 8TH OF JULY 2020 PLUS INTERPRETATION COSTS FOR THE GHENT'S STUDY VISIT	908.60 €	1,178.60 €
		<p><u>Planned amount exceeded or unplanned expenditure reported. Please provide justification:</u> During the online study visit to Ghent, it was necessary to provide interpretation services from English into Italian in order to make the event understandable to a wider audience of stakeholders in Reggio Emilia. The expense for this service could not be planned in advance as it was completely unexpected and due to the change of plan of the study visits caused by the Covid emergency.</p>							
9	1-LP: MUNICIPALITY OF REGGIO EMILIA	2	FLC costs	Costs for the partner's external first level controller	5,000.00 €	ROSIGNOLI MASSIMILIANO , ROSIGNOLI MASSIMILIANO	FLC'S INVOICE FOR CERTIFICATION	833.49 €	1,440.00 €

10	2-PP: Research Centre on Animal Production	10	Publication and dissemination costs	costs of external services for dissemination and communication activities : - communication materials such as poster, leaflets, brochures, etc. for local PROSPERA events (kick off meeting, Reggio Emilia Study visit and thematic workshop, local stakeholders meetings) - content translation and adaptation of PROSPERA standard communication materials 320 eur/day, 18 days	5,760.00 €	MAGDA CAIREIA SCHIFF	support to communication activities: update of the partner website with project information social media content creation and traslation in IT related to the project (twitter @crpasocial) contribution to PROSPERA newsletter contents	2,080.00 €	2,463.00 €
11	2-PP: Research Centre on Animal Production	9	FLC costs	Costs for the partner's external first level controller	5,000.00 €	ANGELO SANSO', ANGELO SANSO'	FLC first period	1,666.66 €	1,666.66 €
12	4-PP: EDC Debrecen Urban and Economic Development Center	21	Travel & accommodation costs: members of the stakeholder groups and other external bodies	Costs for stakeholders participation in the study visits (800 eur * person * 3 persons/visit * 4 study visits (BE, IT, EL, SE)	9,600.00 €	Bunda Bt.	Costs of lunch for local stakeholders during the SV of Ghent (Day2 - 1 December).	17.57 €	17.57 €
								11,097.64 €	38,248.01 €

3.2.3 Equipment

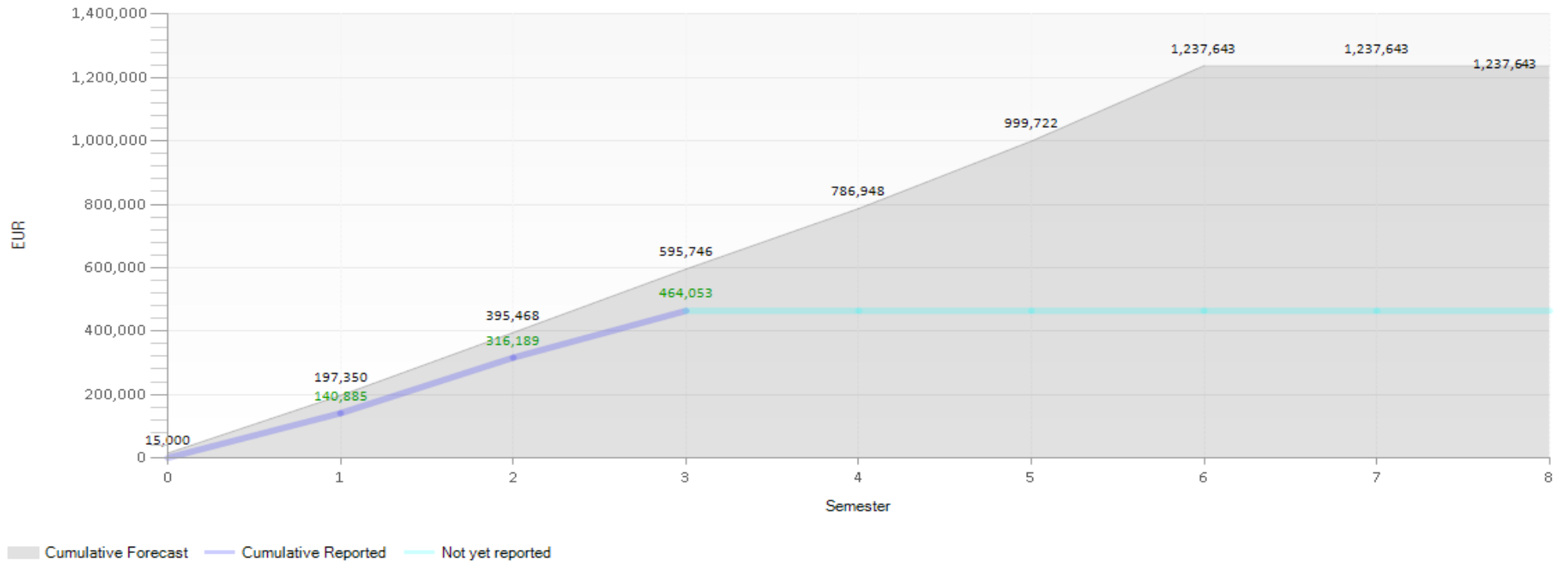
	Partner	Item number as planned in the application form	Type of cost	Description in the application	Planned amount	Supplier(s)	Description	Total amount in EUR	Reported so far
									0.00 €

3.2.4 List of contracts awarded subject to the provisions of EU public procurement directives

Number	Partner	Supplier name	Contracted amount (excluding VAT)	Contracted amount (including VAT)	Procedure applied	Contract type	Reported amount in current report	Previously reported	Reported amount	Comments (optional)
P07-004	Municipality of Varberg	Ästad Gård AB	7,000,000.00 €	8,750,000.00 €	Open procedure	Services	236.42 €	0.00 €	236.42 €	This is a major procurement for the whole region and its municipalities regarding accommodation and conferences. This is one of the procured suppliers for this service.
P07-001	Municipality of Varberg	First Card/Nordea Bank Big Travel	910,000.00 €	1,137,500.00 €	Open procedure	Services	0.00 €	2,486.27 €	2,486.27 €	Travel Agent, the invoice of their services comes from First Card.
P07-003	Municipality of Varberg	Tryckservice i Ängelholm	700,000.00 €	875,000.00 €	Open procedure	Services	0.00 €	211.49 €	211.49 €	Print

3.2.5 Spending plan

	Preparation	Semester 1	Semester 2	Semester 3	Semester 4	Semester 5	Semester 6	Semester 7	Semester 8
Amount Forecasted	15,000.00 €	182,350.00 €	198,118.00 €	200,278.00 €	191,202.00 €	212,774.00 €	237,921.00 €	0.00 €	0.00 €
Amount Reported		140,884.56 €	175,304.49 €	147,864.13 €					



Changes from the original plans

If there is overspend or underspend in general on the project level (both accumulated and/or for the current report), please specify the reasons and the corresponding measures to correct this. Please provide information on any overspending or underspending in a budget line and/or in a partner's budget, stating the reasons and indicating the measures that were taken to avoid this in the future. Please also describe on a general level problems encountered and corresponding solutions found.





All PPs faced slight underspending due to national restrictions to face-to-face meetings and international travels, which led to a general underspend in travel & accommodation and external expertise budget lines. The re-organization of the work plan and the great efforts in keeping stakeholders engaged caused, for certain PPs, an overspending in staff costs in the semester.

During SEM4, the LP held a call with JS officers to present a draft proposal of revision of the work plan, aimed at recovering the underspending in the next semesters. The proposal has been discussed with PPs and positively evaluated by the JS. A final decision and eventually a request for change will be evaluated in Semester 4 after the approval of PR3 and further consultation with project partners.

PP6 overspending is due to the high-level methodological support provided to PPs in the organization of online activities and will be balance with an underspending in the next semesters and, if approved, by the request for major change.

The choice of a higher commitment of PP6 in the first semesters is motivated by the need to develop a good methodological framework to stimulate meaningful interregional learning. This became even more evident with the outbreak of Covid-19 pandemics, as the redefinition of the field visits to an online setting represented a great challenge for the project which required an unforeseen time investment for all PPs. The project is now in a good flow, and we experience that in this Semester 4 less methodological support is needed. So at the end the overspending will be balanced with an underspending in the ongoing and upcoming semester.

3.2.6 On-the-Spot Checks

	Partner name	Partner state	n° of On-the-spot checks carried out for this report	Start dates	Total n° of on-the-spot checks carried out for this partner
1-LP	MUNICIPALITY OF REGGIO EMILIA	 IT	0		0
2-PP	Research Centre on Animal Production	 IT	1	23/02/2021	2
3-PP	CITY OF GHENT	 BE	0		0
4-PP	EDC Debrecen Urban and Economic Development Center	 HU	0		0
5-PP	MUNICIPALITY ARISTOTELI CHALKIDIKIS	 EL	0		0
6-PP	Research institute for agriculture, fisheries and food	 BE	0		0
7-PP	Municipality of Varberg	 SE	0		0

Further information regarding the on-the-spot checks (if applicable)

